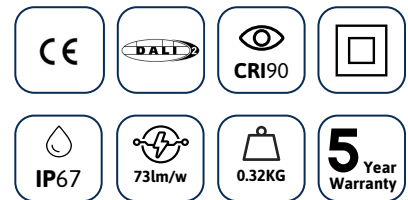




LINFLEX 3D

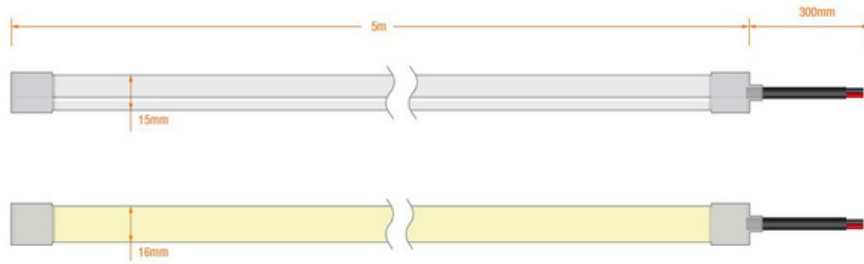
Our most comprehensive feature linear, Linflex 3D is waterproof, bendable in any direction and spotless on the face, making it ideal for those difficult to light spaces.




TECHNICAL INFORMATION

Installation	Surface Mounted (SM)
Body Colour	White (W)
Dimensions	16mm x 15mm x desired length (mm)
Lumen Output (per metre)	730lm (10W)
Colour Temperature	2100K, 2700K, 3000K or 4000K
Colour Rendering Index	CRI90
Optical Distribution	Opal Diffuser (OP)
Ingress Protection	IP67
Controls	Fixed Output (FO), DALI (DD), Q-Sense (QS) or Casambi (CS)
Emergency	3 Hour Emergency (EM3) or DALI Emergency (EMD)
Accessories	Mounting Flexi-Profile (MFP)

DIMENSIONS



PRODUCT SHOWCASE



PRODUCT CODE

LIN3D/SM/W/2000/730LM/4000K/90/OP/67/DD

Linflex 3D, surface mounted, white finish, 2000mm, 730 lumens, 4000K, CRI90, opal diffuser, IP67 rated, DALI dimming

SPECIFICATIONS MAY BE ALTERED WITHOUT ADVANCE NOTICE.



Contact us for more information

☎ 020 8687 0190

✉ sales@edgelighting.co.uk



EDGE
LIGHTING

EDGELIGHTING.CO.UK